

# Rice Exporters Association of Pakistan (REAP)

[www.reap.com.pk](http://www.reap.com.pk)



## ***EXPORT MARKET OF PAKISTANI RICE - REAP'S ROLE & CONTRIBUTION***



## ***RICE SECTOR IN PAKISTAN***

Pakistan is an agro based economy. There are two major cropping seasons and rice is one of the main Crop. The largest in terms of Exports. We have :

- Crop size of about 7 MMT
- Two varieties: Basmati and non- Basmati
- We stand 11<sup>th</sup> largest producer, 4<sup>th</sup> largest Exporter of Rice in the world
- We export about 4 MMT
- We exported even in the difficult times like in 2008, when most of the countries stopped exporting rice and recently during Covid-19

Pakistan is uniquely placed growing a net surplus agri crop i.e. rice is fractionally consumed domestically as its not the staple ...and Rice is staple to more than 50pct of the Global Population



# Rice Exporters Association of Pakistan (REAP)

## *RICE CROP SEASONS*

There are two main crop seasons:

1. The winter crops (Rabi meaning spring) are sown during October-December and are harvested during March-April.
2. The sowing season of summer crops (Kharif meaning autumn) is generally longer. It starts in February for sugarcane, March-May for cotton, June-July for rice and July-August for maize crop. The harvesting of these crops starts in September and continues up to December.



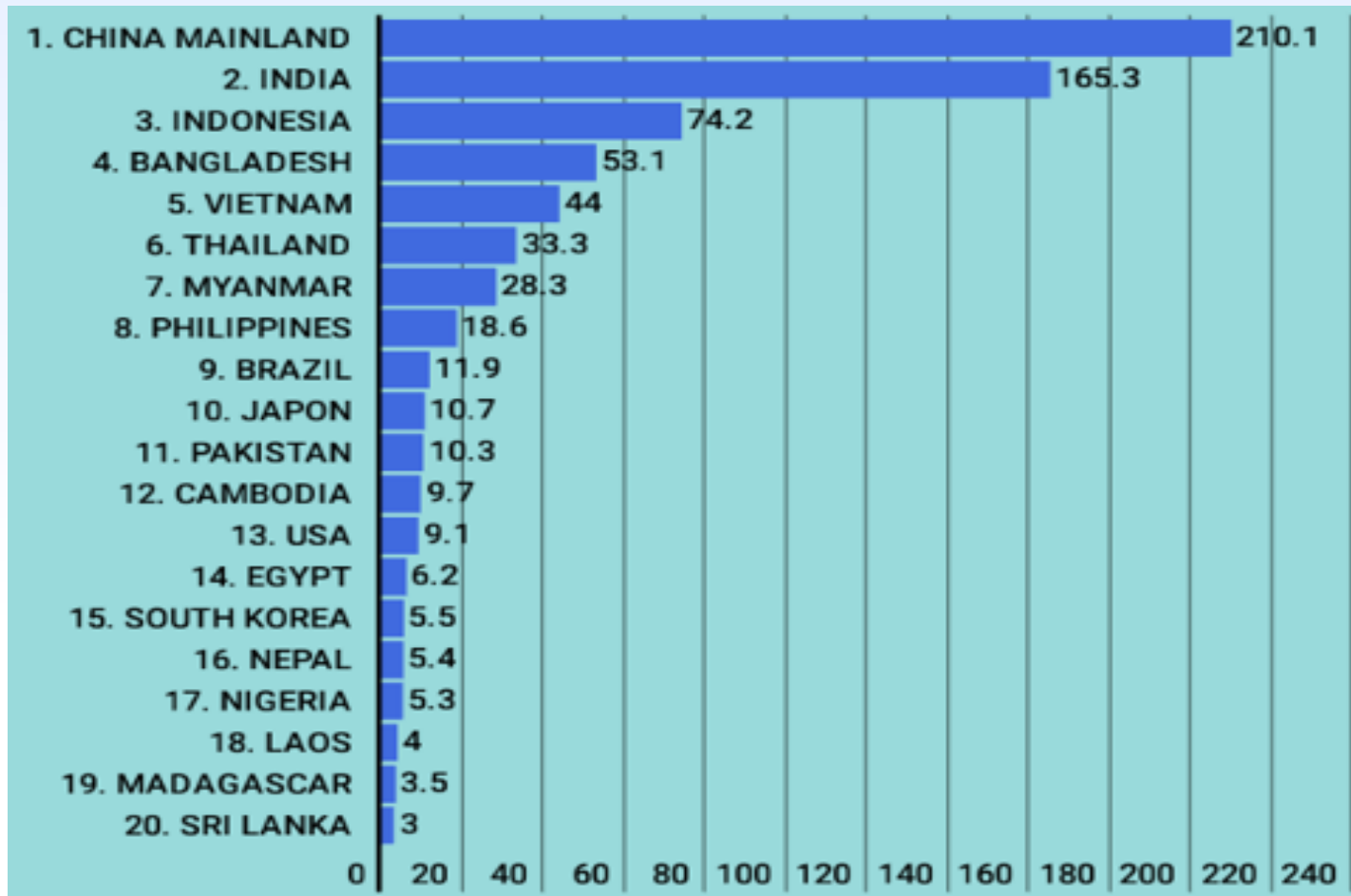
## ***REAP'S ROLE AND CONTRIBUTION***

We have an active association REAP

- Consisting of about 700 members
- Represents the Second largest exports of Pakistan
- The association started its journey in 1988-89, after Rice Exports were allowed by private sector and took the exports figures of 300 Million Dollars to USD 2Bn. In very short span of time.
- No doubt REAP members have put their great efforts and demonstrate remarkable performance to maintain annual rice export trade of US\$ 2 Billion since last many years despite many local and global challenges.
- We export to about 100+ countries.

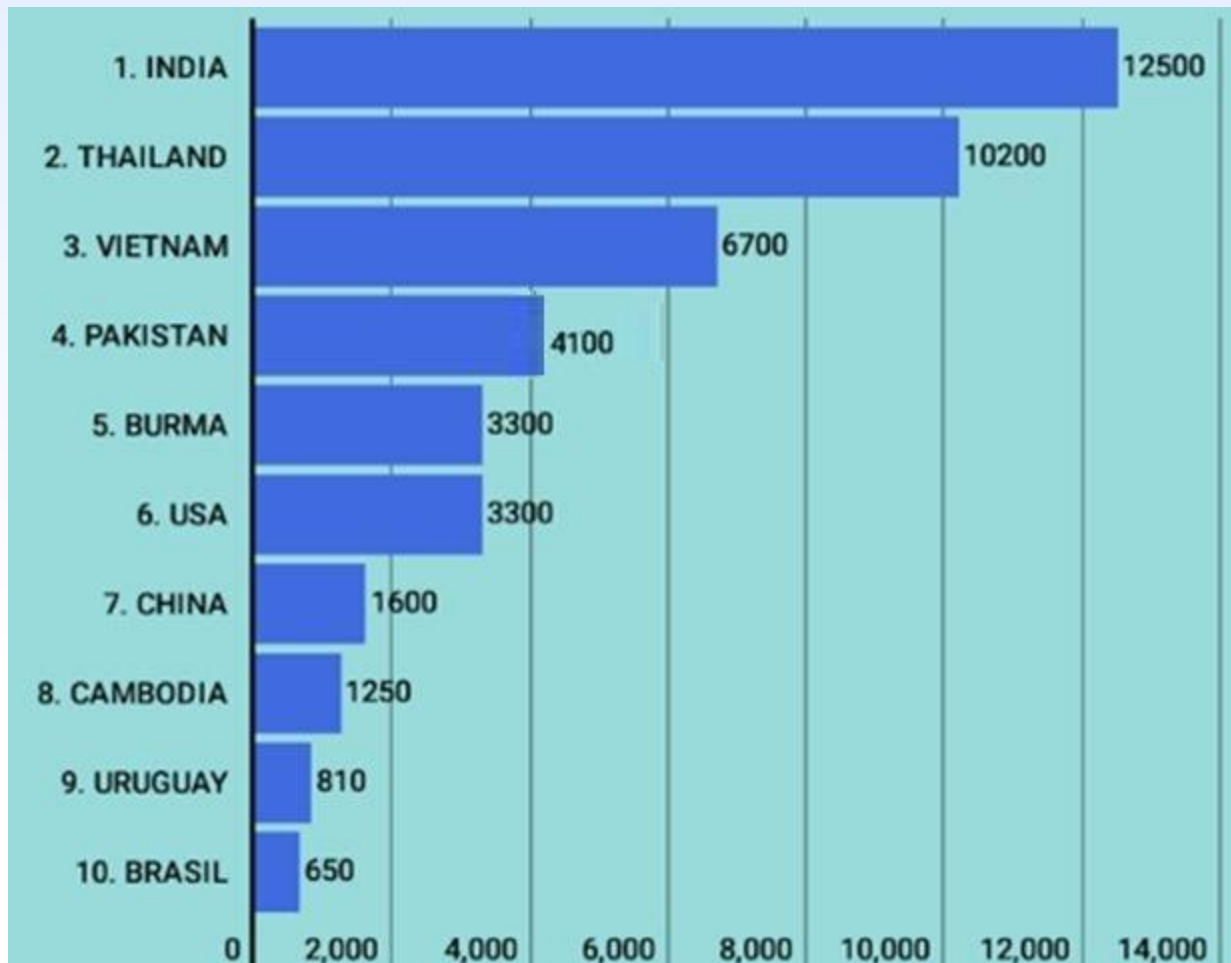


## *RICE PADDY PRODUCTION BY COUNTY* *(Million Metric Tons)*





## *RICE EXPORTING COUNTRIES WORLDWIDE* *2019-2020 (1,000 Metric Tons)*





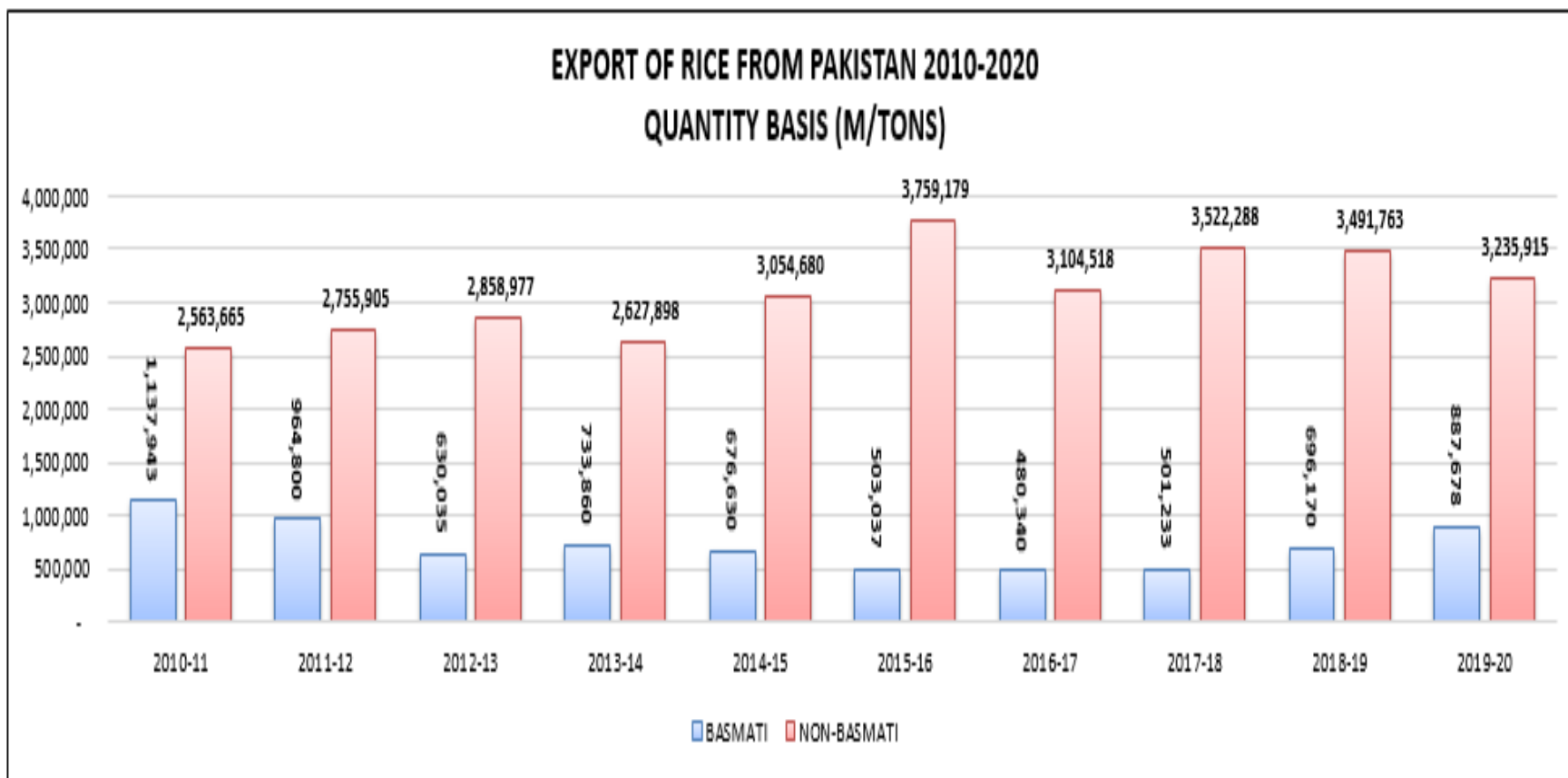
## ***RICE EXPORTS FROM PAKISTAN 2010-2020***

<b>EXPORT OF RICE FROM PAKISTAN - 2010 TO 2020</b>									
<b>SN</b>	<b>YEAR</b>	<b>BASMATI</b>	<b>NON-BASMATI</b>	<b>TOTAL QTY (MT)</b>	<b>BASMATI</b>	<b>NON-BASMATI</b>	<b>TOTAL VALUE (US\$)</b>	<b>AVG. BASMATI</b>	<b>AVG. NON-BASMATI</b>
1	2010-11	1,137,943	2,563,665	3,701,608	952,694,303	1,138,453,131	2,091,147,434	837.21	444.07
2	2011-12	964,800	2,755,905	3,720,705	840,983,189	1,237,022,174	2,078,005,363	871.67	448.86
3	2012-13	630,035	2,858,977	3,489,012	626,691,715	1,210,894,761	1,837,586,476	994.69	423.54
4	2013-14	733,860	2,627,898	3,361,758	846,240,670	1,051,579,598	1,897,820,268	1,153.14	400.16
5	2014-15	676,630	3,054,680	3,731,310	681,548,911	1,167,152,158	1,848,701,069	1,007.27	382.09
6	2015-16	503,037	3,759,179	4,262,216	455,249,000	1,405,068,000	1,860,317,000	905.00	373.77
7	2016-17	480,340	3,104,518	3,584,858	426,539,000	1,180,530,000	1,607,069,000	887.99	380.26
8	2017-18	501,233	3,522,288	4,023,521	524,699,649	1,475,891,318	2,000,590,967	1,046.82	419.01
9	2018-19	696,170	3,491,763	4,187,933	612,036,000	1,467,554,000	2,079,590,000	879.15	420.29
10	2019-20	887,678	3,235,915	4,123,593	736,485,000	1,286,174,000	2,022,659,000	829.68	397.47



## ***RICE EXPORTS FROM PAKISTAN***

***Quantity Basis 2010-2020***

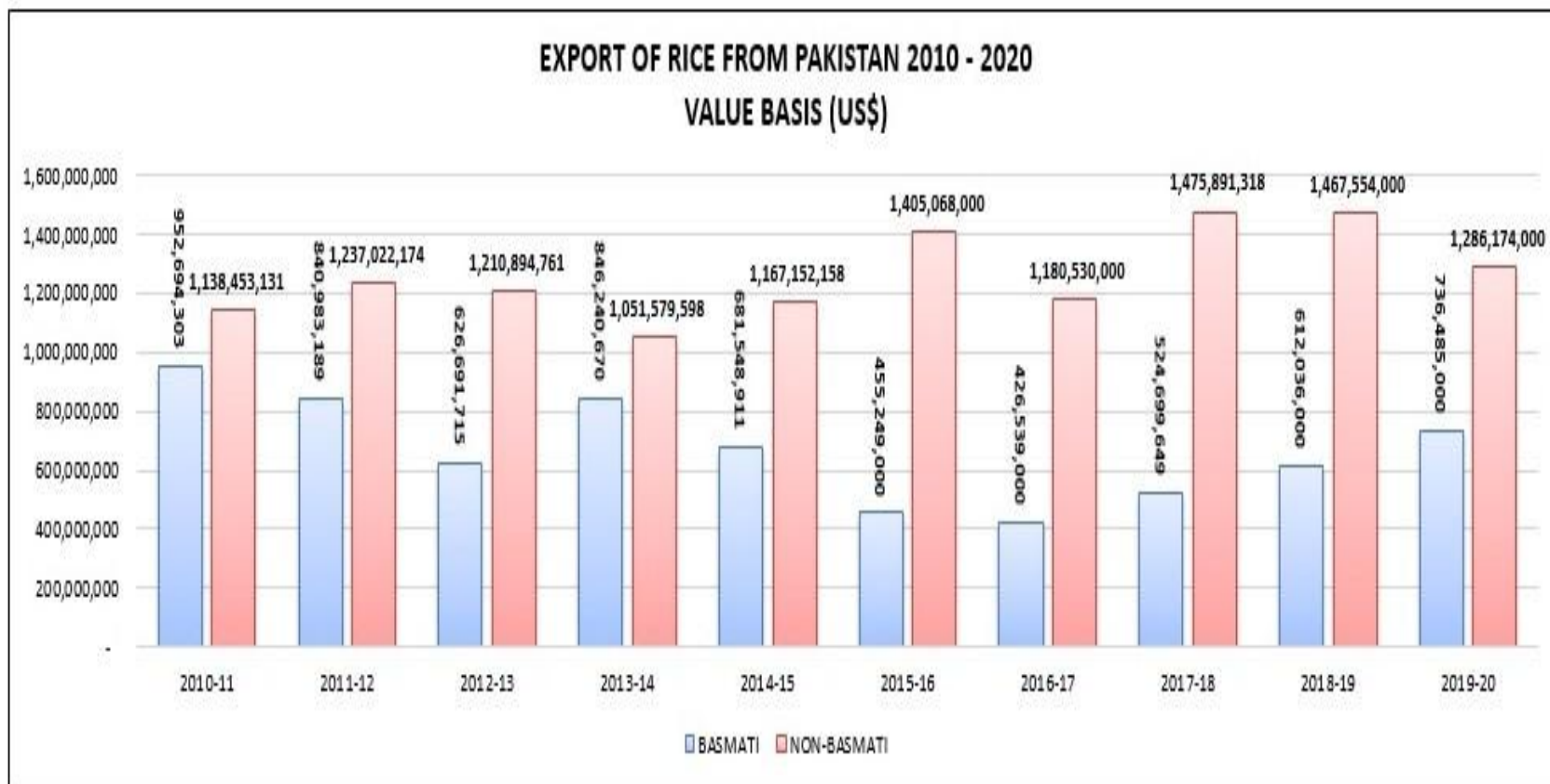






## ***RICE EXPORTS FROM PAKISTAN***

***Value Basis 2010-2020***





## ***REAP'S VISION***

Our Goal is of taking these figures of USD 2BN to USD 5BN.

- We want to increase the crop size by modern Agriculture techniques.
- With above being attended, Pakistan is all set for opening new destination Markets for high end consumers

So yes for Pakistan Rice there is a potential. There is a window of opportunity.

- In production – i.e. increase in crop size by using modern Agri Techniques
- In exports – to find new destinations.



## **TOP TEN RICE IMPORTING COUNTRIES FROM PAKISTAN**

### **BASMATI RICE**

1. *UAE*
2. *U.K.*
3. *Oman*
4. *KSA*
5. *Belgium*
6. *Yemen*
7. *Spain*
8. *Azerbaijan*
9. *Italy*
10. *Qatar*

### **NON-BASMATI RICE**

1. *China*
2. *Kenya*
3. *Ivory Coast*
4. *Mozambique*
5. *Malaysia*
6. *Tanzania*
7. *Indonesia*
8. *Madagascar*
9. *Senegal*
10. *Azerbaijan*



# Rice Exporters Association of Pakistan (REAP)

## ***RICE EXPORTS TO POLAND 2017-2019***

### **RICE EXPORTS TO POLAND 2017-19**

SN	YEAR	2019-Imports from Pakistan			2019-Imports from World			2019-Share of Pakistan			
		Qty (M/T)	Val (US\$)	AVG. U.P	Qty (M/T)	Val (US\$)	AVG. U.P	Qty (%)	Val (%)	Quantity Potential	Value Potential
1	2019	12,799	10,879,000	850	183,968	104,774,000	570	7%	10%	93%	90%
2	2018	11,381	10,952,000	962	171,161	103,995,000	608	7%	11%	93%	89%
3	2017	7,038	5,871,000	834	155,433	81,857,000	527	5%	7%	95%	93%

**\*\*Source: ITC**

**\*\*Year: January to December**



*Keeping in view the increasing trend of Rice Exports from Pakistan to Poland since 2017, we are hopeful that there is a good potential in Polish market for Pakistani Rice Exporters*

*If any of you needs to contact REAP,*

*You can find us on [www.reap.com.pk](http://www.reap.com.pk)*

**THANK YOU**